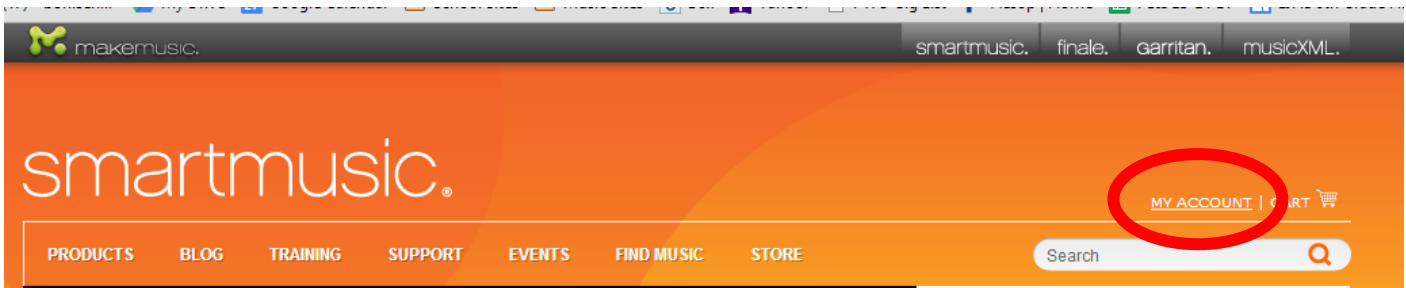
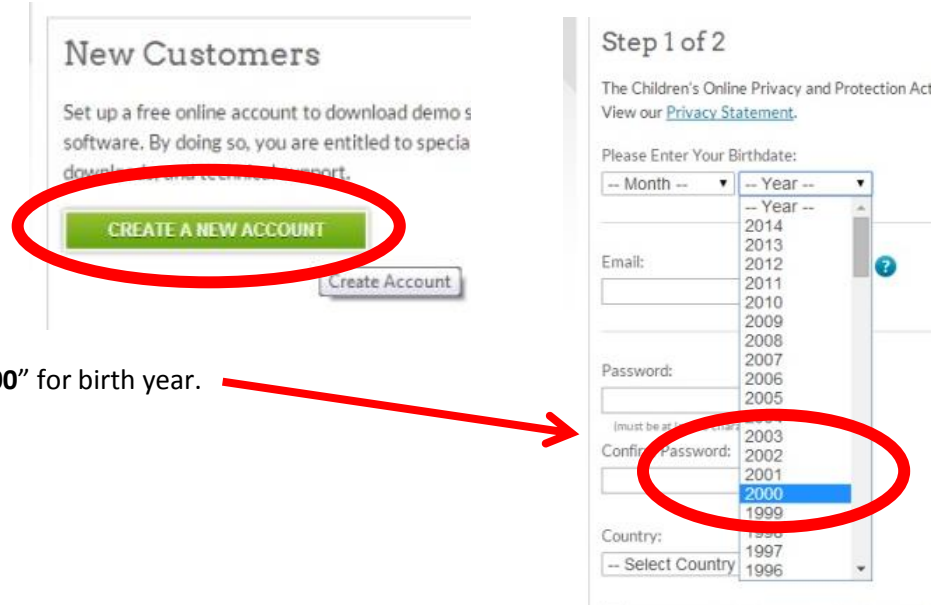


SETTING UP A SMART MUSIC ACCOUNT

1. Go to: www.smartmusic.com. Click the “MY ACCOUNT” link.



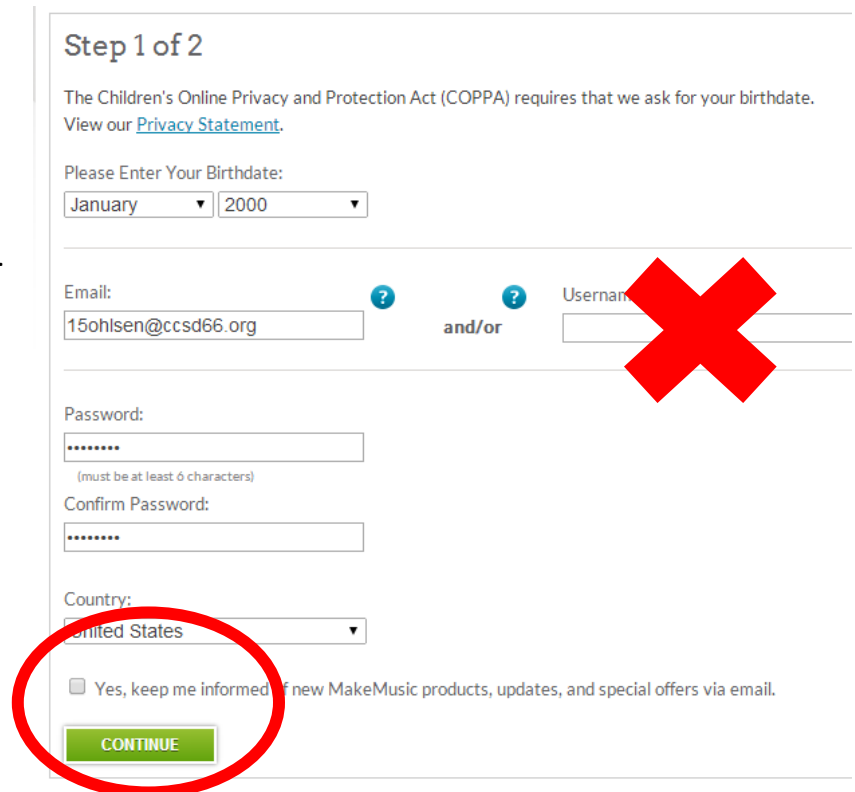
2. Click “CREATE NEW ACCOUNT”.



3. Enter your birth month and “2000” for birth year.

4. STEP 1 INFO:

- EMAIL:** Enter your Google/ccsd email.
- USERNAME:** No user name needed.
- PASSWORD:** Enter your Google password.
- **COUNTRY:** “UNITED STATES”.
- UNCHECK the “Keep me informed” button.
- Click “CONTINUE”.



5. STEP 2 INFO:

- Enter your first and last name. (*Skip Organization*)
- Enter this address: **701 Plainfield Rd.**
- City/State/Zip is: **Downers Grove, IL 60516.**
- Click "**SAVE**".
- Exit the browser window.

Step 2 of 2

Your First Name:

Your Last Name:

Organization:
 (optional)

Address:

Address (Line 2):
 (optional)

City:

State/Province:

Zip/Postal Code:

UPDATING YOUR ACCOUNT

1. Open SmartMusic and log in with your ccisd66 email and password.

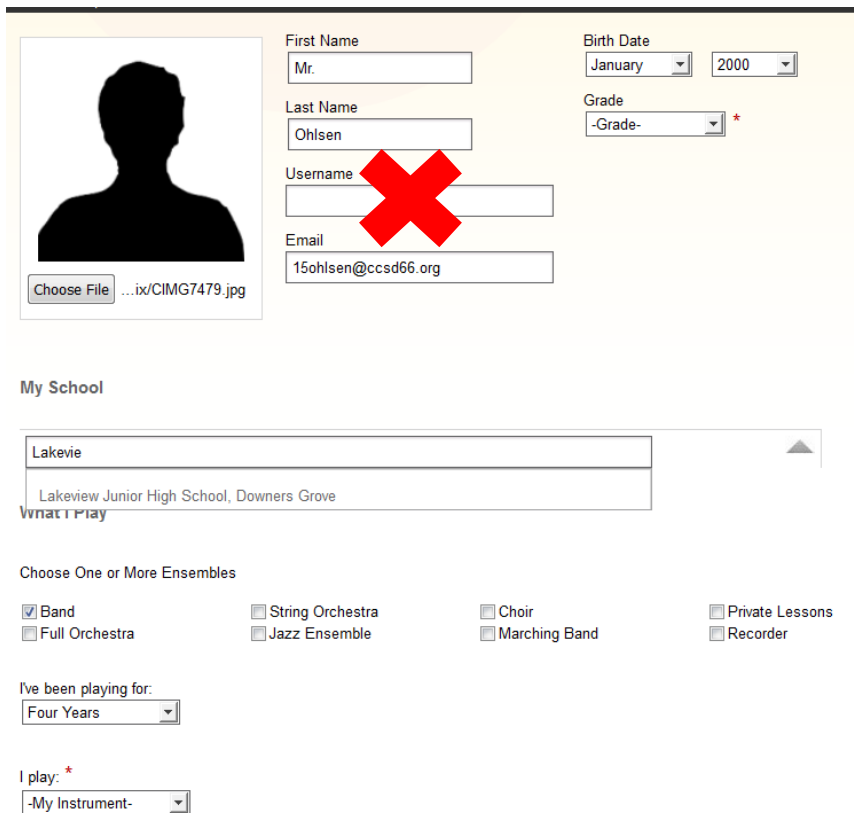
2. If this is your first time, you need to go through a few steps:

- Click the "STUDENT" box.
- Choose your grade.

- Choose your school by typing "**Lakeview**". Our school will pop up.
- Choose "**BAND**" for the ensemble.

**If Lakeview does not pop up, just skip over this step.*

- Select how long you've been playing: (6th-3 Years, 7th-4yrs, 8th-5yrs)
- Select your instrument.
- You can add a picture if you wish.
- Click "**SAVE**".



First Name:

Last Name:

Username:

Email:

Birth Date:

Grade: *

My School:
Lakeview Junior High School, Downers Grove

Choose One or More Ensembles

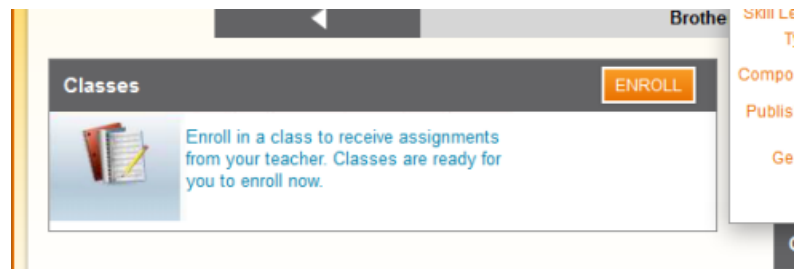
<input checked="" type="checkbox"/> Band	<input type="checkbox"/> String Orchestra	<input type="checkbox"/> Choir	<input type="checkbox"/> Private Lessons
<input type="checkbox"/> Full Orchestra	<input type="checkbox"/> Jazz Ensemble	<input type="checkbox"/> Marching Band	<input type="checkbox"/> Recorder

I've been playing for:

I play: *

ENROLLING IN A CLASS

1. After logging in with your ccsd66 address, click the **“ENROLL”** button. (If you don't see this, click the **“HOME”** button in the upper left, under your icon or picture.)

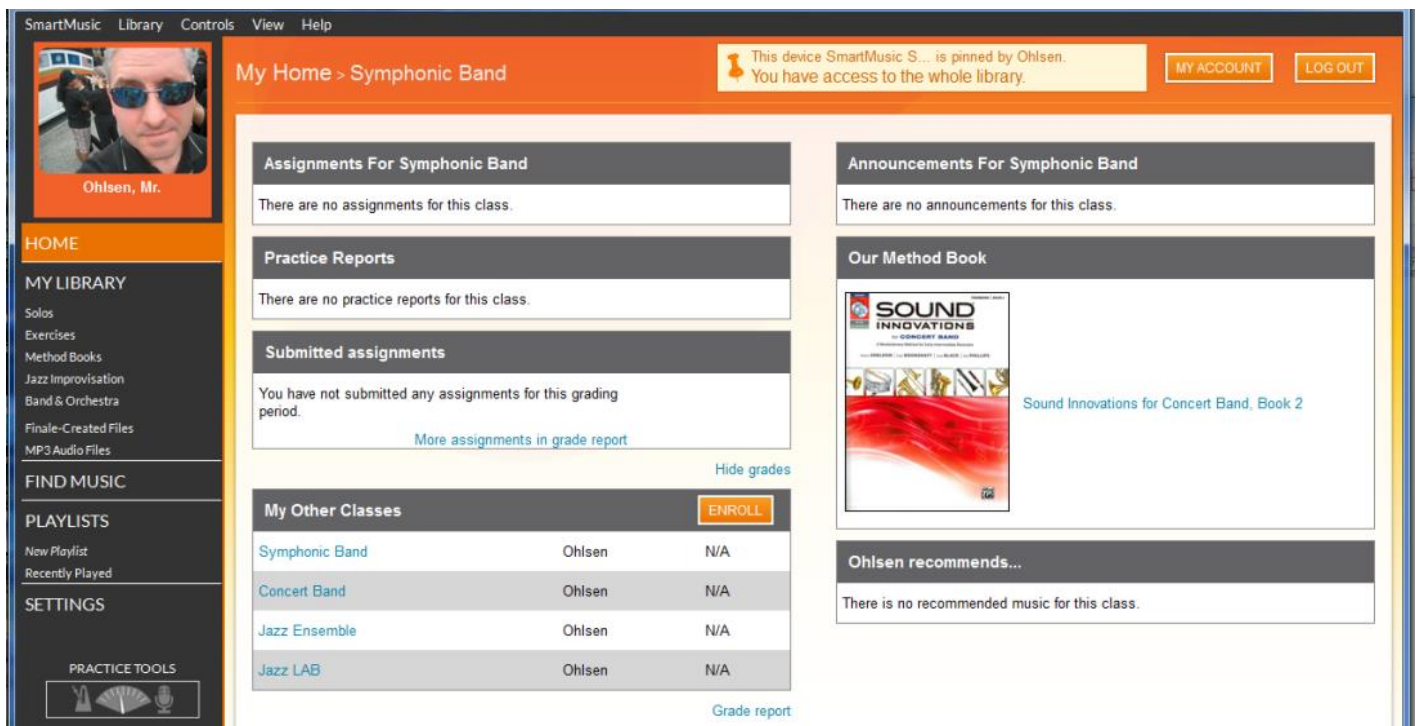


2. If you've signed up correctly, Lakeview should already be there. (If not, you may need to search our school by typing it in the search field.)

Click the band in which you wish to enroll **“SYMPHONIC BAND”, “CONCERT BAND”, “JAZZ ENSEMBLE”,** or **“JAZZ LAB”**. You can enroll in multiple groups, but only in the ones you're in.



3. This is where you will find any current assignments, announcements, and other info for the class.



4. If you don't see the page above, you can access it by clicking the **“HOME”** button.

