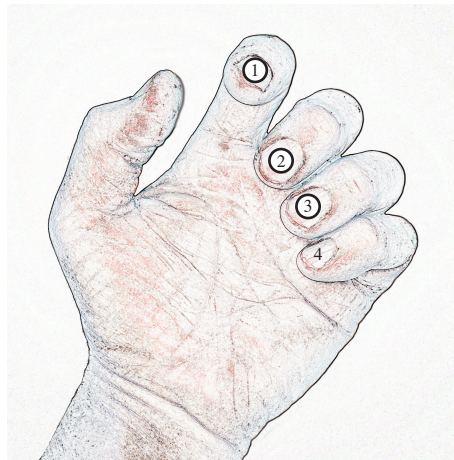
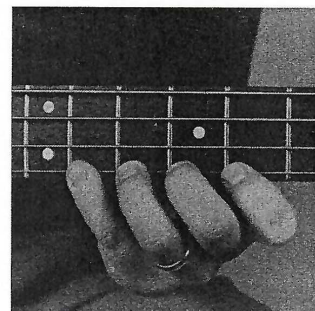
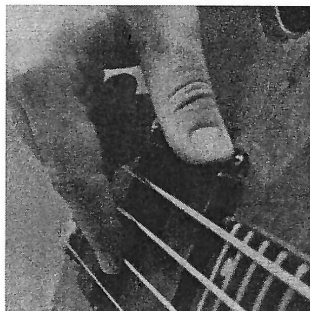
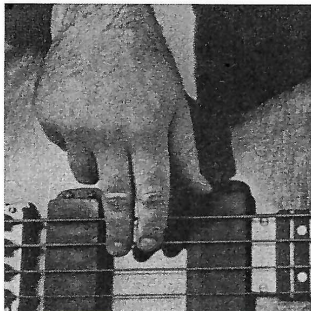


# Bass Basics

Electric bass fingerings use all four fingers.  
The thumb is typically used for support on the back of the neck.



The fingers press the strings just in front of the metal frets.  
The “plucking” fingers go across the strings with a walking motion.



Each fret is the next note up (or down) chromatically.  
The note/finger chart below keeps extending all the way up the neck.  
You should notice where the same notes hit.

G String	$A^b$	A	$B^b$	B	C	$C^\sharp/D^b$	D	$D^\sharp/E^b$
D String	$E^b$	E	F	$F^\sharp/G^b$	G	$G^\sharp/A^b$	A	$B^b$
A String	$B^b$	B	C	$C^\sharp/D^b$	D	$D^\sharp/E^b$	E	F
E String	F	$F^\sharp/G^b$	G	$G^\sharp/A^b$	A	$B^b$	B	C
	1st Fret	2nd Fret	3rd Fret	4th Fret	5th Fret	6th Fret	7th Fret	8th Fret